


## SERIE EUROSTAR 60

### CARACTERÍSTICAS

Corredera de corte recto de 60mm.  
 Dispone de la opción de rueda fija  
 o rueda regulable.  
 Transmitancia térmica  $U_{h,m}=5,7 \text{ W/m}^2\text{K}$ .

### SECCIÓN

Cerco: 60mm.  
 Hoja: 24mm.  
 Acristalamiento máximo 16mm.



### CLASIFICACIÓN DEL ENSAYO

#### VENTANA (1230 x 1480)

AIRE	AGUA	VIENTO	ACÚSTICO	TÉRMICO
<b>3</b>	<b>5A</b>	<b>C3</b>	<b>29</b> dB	<b>4,5</b> W/(m <sup>2</sup> K)

Aire, agua y viento en ventana de 2H corredera de 1200X1200.  
 \*Valores de ensayo con cristal 4/12/4 y cajón de persiana.

#### BALCONERA (1500 x 2300)

AIRE	AGUA	VIENTO
<b>3</b>	<b>3A</b>	<b>A1</b>

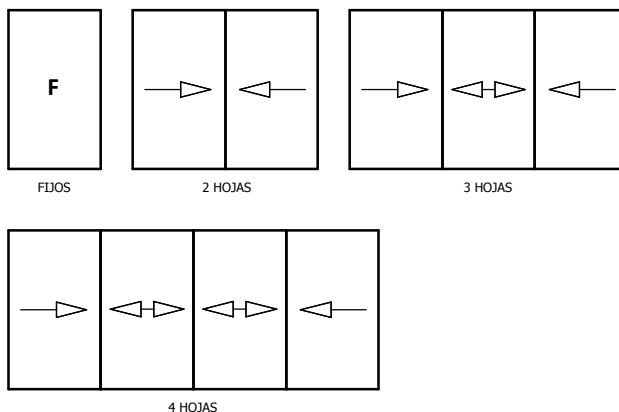
Balconera corredera de 2 hojas y cajón de persiana.  
 Valores de ensayo con cristal 4/8/4 .

### ACABADOS

Anodizado.  
 Lacado.  
 Imitación madera mediante sublicromía.  
 Lacado efecto madera "EZY" ®



### POSIBILIDADES DE APERTURA



## Ensayos

VENTANA DESLIZANTE HORIZONTAL DE 2 HOJAS (1,200m X 1,200m)			
PARÁMETROS DETERMINADOS	NORMA	CLASIFICACIÓN	NORMA
ENSAYO DE PERMEABILIDAD AL AIRE	UNE-EN 1026:2000	<b>CLASE 3</b>	UNE-EN 12207:2000
ENSAYO DE ESTANQUEIDAD AL AGUA	UNE-EN 1027:2000	<b>CLASE 5A</b>	UNE-EN 12208:2000
ENSAYO DE RESISTENCIA AL VIENTO	UNE-EN 12211:2000	<b>CLASE C3</b>	UNE-EN 12210:2000

Nota: Ensayos realizados con cristal sencillo 6mm

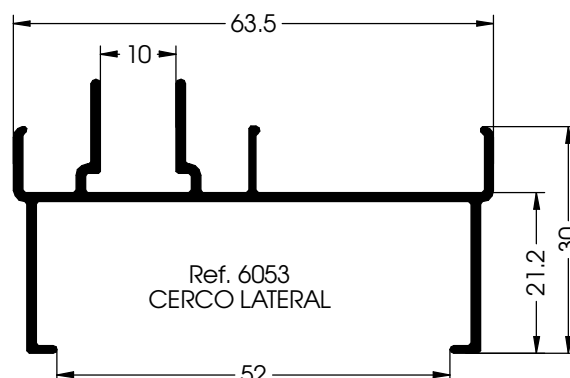
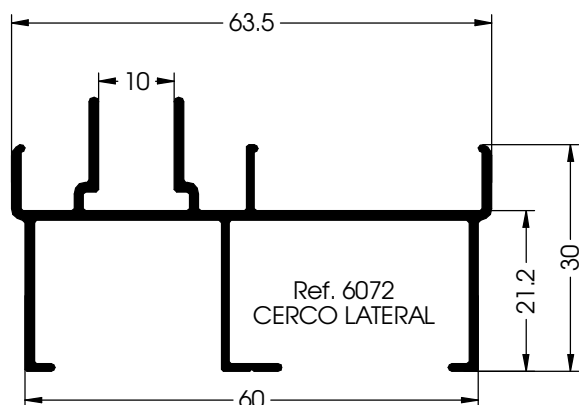
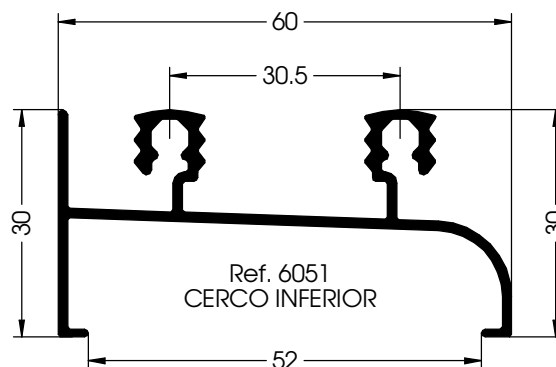
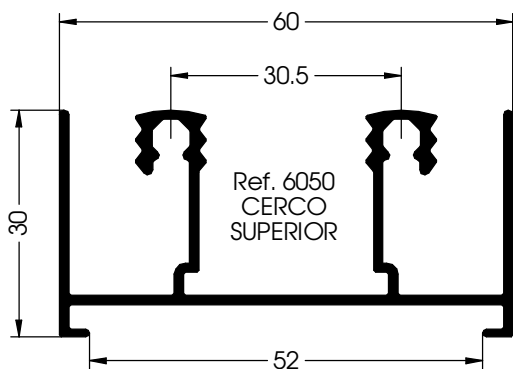
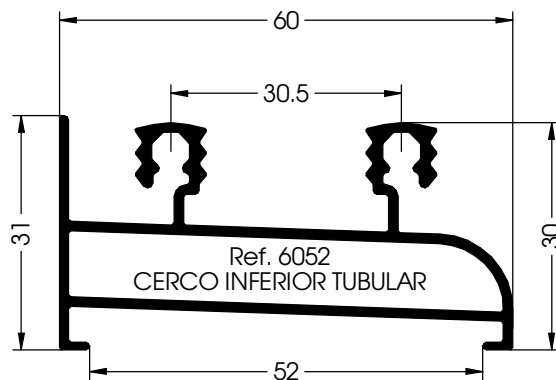
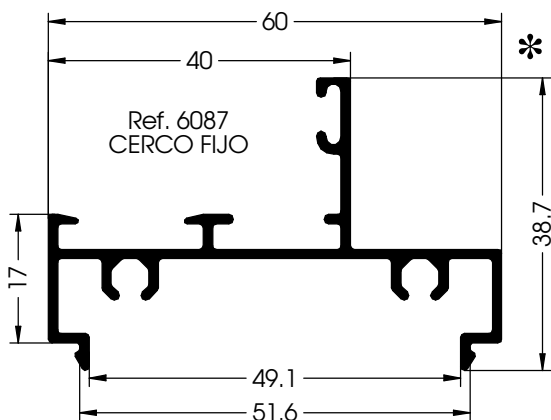
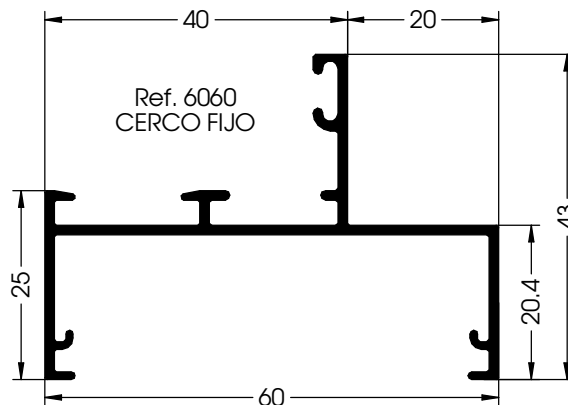
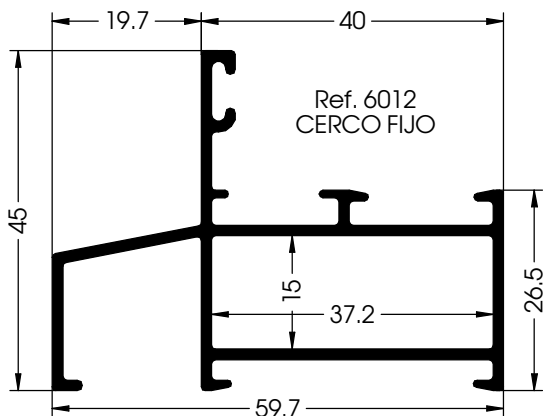
VENTANA DESLIZANTE HORIZONTAL DE 2 HOJAS CON CAJÓN DE PERSIANA (1,500m X 2,300m)			
PARÁMETROS DETERMINADOS	NORMA	CLASIFICACIÓN	NORMA
ENSAYO DE PERMEABILIDAD AL AIRE	UNE-EN 1026:2000	<b>CLASE 3</b>	UNE-EN 12207:2000
ENSAYO DE ESTANQUEIDAD AL AGUA	UNE-EN 1027:2000	<b>CLASE 3A</b>	UNE-EN 12208:2000
ENSAYO DE RESISTENCIA AL VIENTO	UNE-EN 12211:2000	<b>CLASE A1</b>	UNE-EN 12210:2000

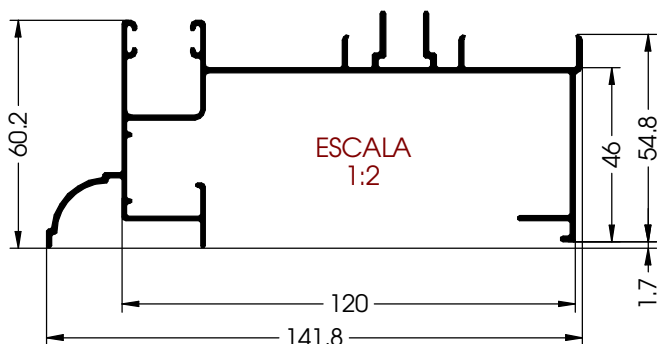
Nota: Ensayos realizados con cristal climaliit 4/8/4

VENTANA DESLIZANTE HORIZONTAL DE 2 HOJAS CON CAJÓN DE PERSIANA (1,230m X 1,480m)			
PARÁMETROS DETERMINADOS	NORMA	CLASIFICACIÓN	NORMA
ENSAYO DE PERMEABILIDAD AL AIRE	UNE-EN 1026:2000	<b>CLASE 3</b>	UNE-EN 12207:2000
ENSAYO DE ESTANQUEIDAD AL AGUA	UNE-EN 1027:2000	<b>CLASE 3A</b>	UNE-EN 12208:2000
ENSAYO DE RESISTENCIA AL VIENTO	UNE-EN 12211:2000	<b>CLASE C3</b>	UNE-EN 12210:2000
PRESTACIONES TÉRMICAS	UNE-EN 12567-1:2002	<b>4,6 W/(m<sup>2</sup>K)</b>	
PRESTACIONES ACÚSTICAS	UNE-EN 140-3:1995	<b>30 dB</b>	

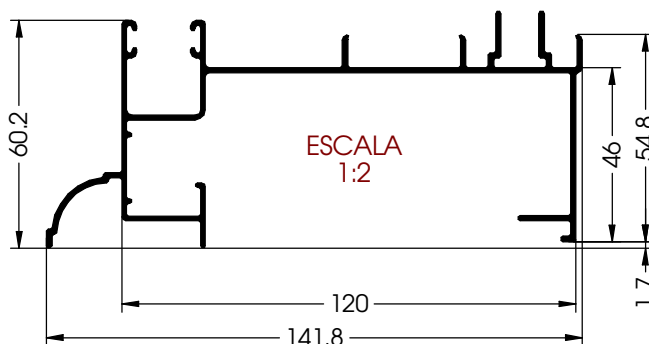
Nota: Ensayos realizados con cristal climaliit 4/8/4

Perfiles

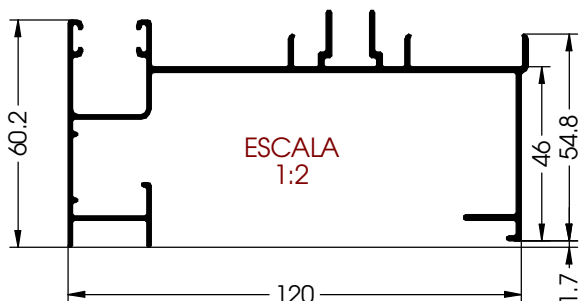




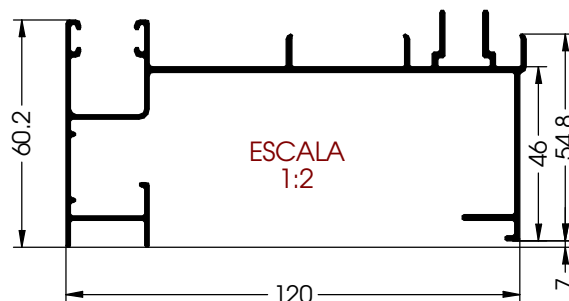
Ref. 6081  
CERCOS LATERAL IZQUIERDO (MONOBLOCK)



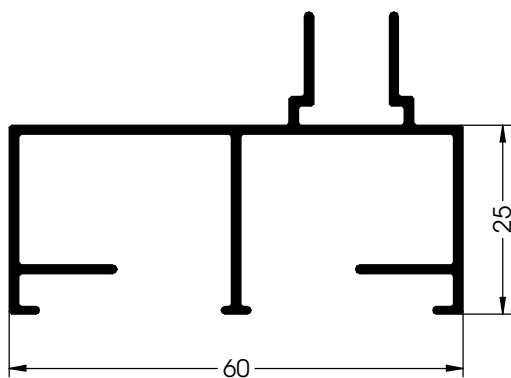
Ref. 6082  
CERCOS LATERAL DERECHO (MONOBLOCK)



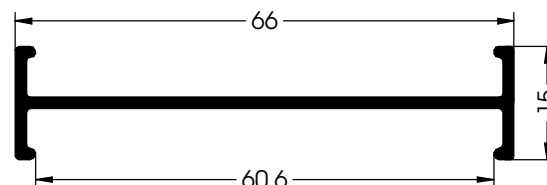
Ref. 6129  
CERCOS LATERAL IZQUIERDO (MONOBLOCK)



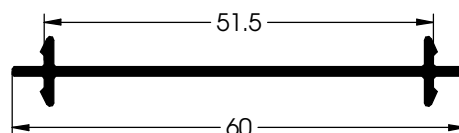
Ref. 6130  
CERCOS LATERAL DERECHO (MONOBLOCK)



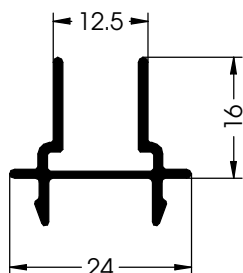
Ref. 6045  
CERCOS LATERAL



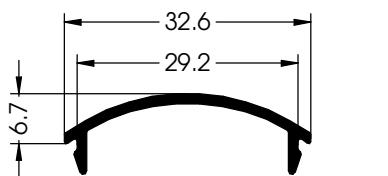
Ref. 3385  
UNION MARCOS LATERALES



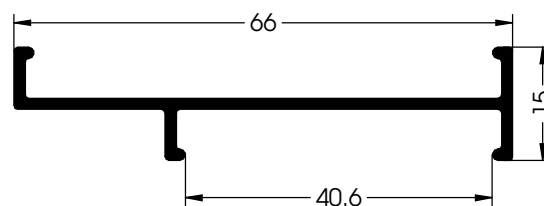
Ref. 6068  
UNION CERCOS



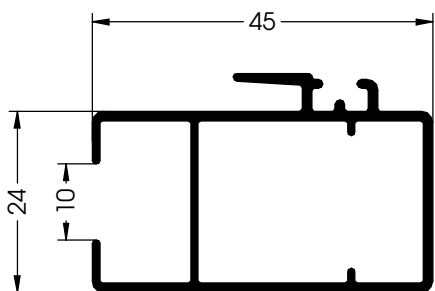
Ref. 6063  
COMPLEMENTO 4 HOJAS



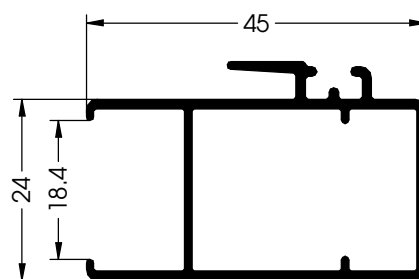
Ref. 6064  
EMBELLECEDOR CERCOS LATERAL



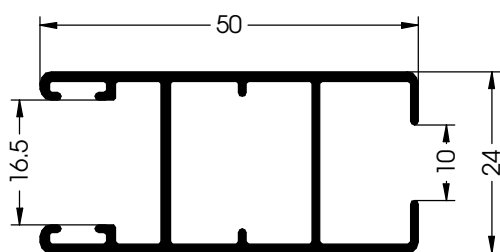
Ref. 3386  
UNION CERCOS LATERAL CON PRACTICABLE



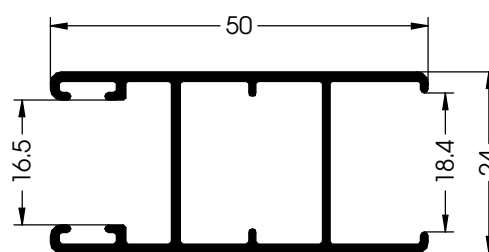
Ref. 6054  
 HOJA CENTRAL MONOLITICO



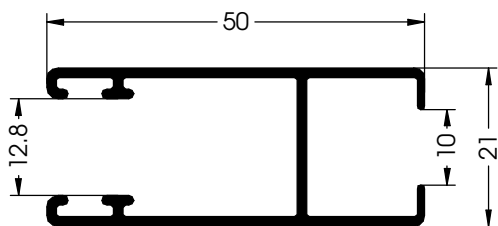
Ref. 6057  
 HOJA CENTRAL CLIMALIT



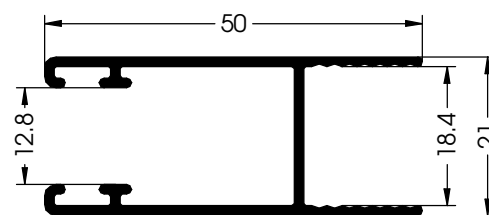
Ref. 6055  
 HOJA LATERAL MONOLITICO



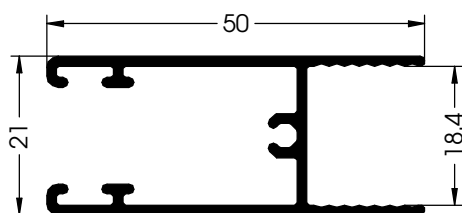
Ref. 6058  
 HOJA LATERAL CLIMALIT



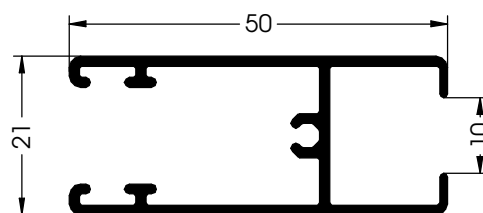
Ref. 6056  
 HOJA DE RUEDAS MONOLITICO



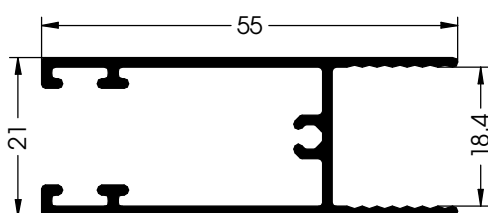
Ref. 6059  
 HOJA DE RUEDAS CLIMALIT



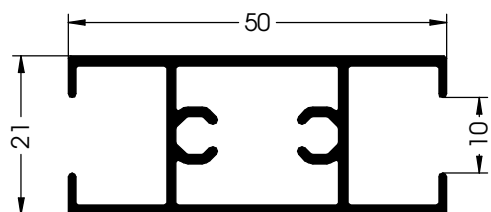
Ref. 6091  
 HOJA DE RUEDAS GUSANILLO  
 CLIMALIT



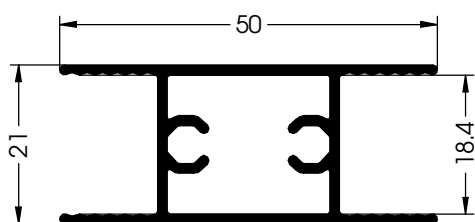
Ref. 6090  
 HOJA DE RUEDAS GUSANILLO  
 MONOLITICO



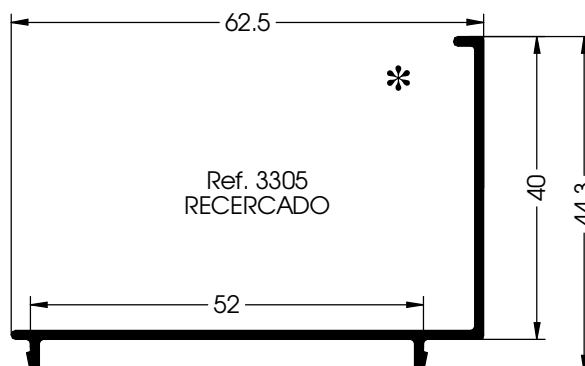
Ref. 6046  
 HOJA DE RUEDAS GUSANILLO



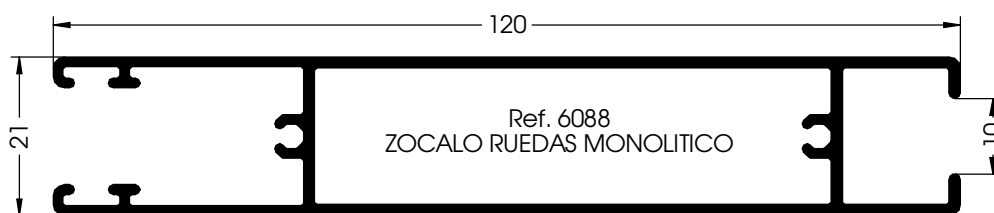
Ref. 6061  
PARTELUNAS MONOLITICO



Ref. 6062  
PARTELUNAS CLIMALIT



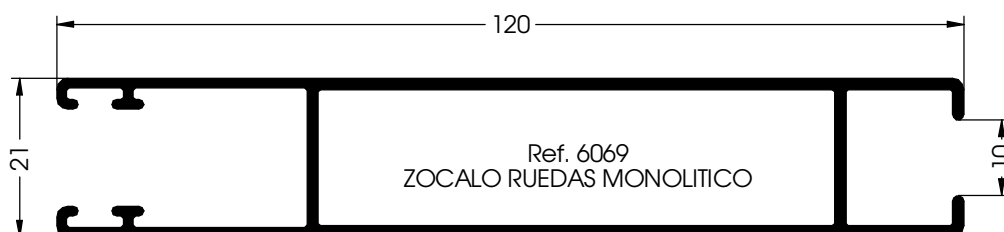
Ref. 3305  
RECERCADO



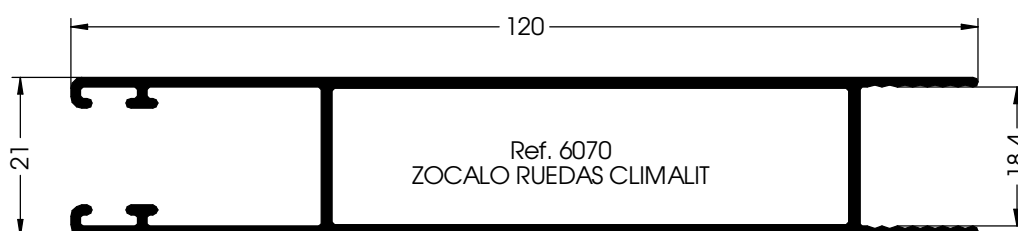
Ref. 6088  
ZOCALO RUEDAS MONOLITICO



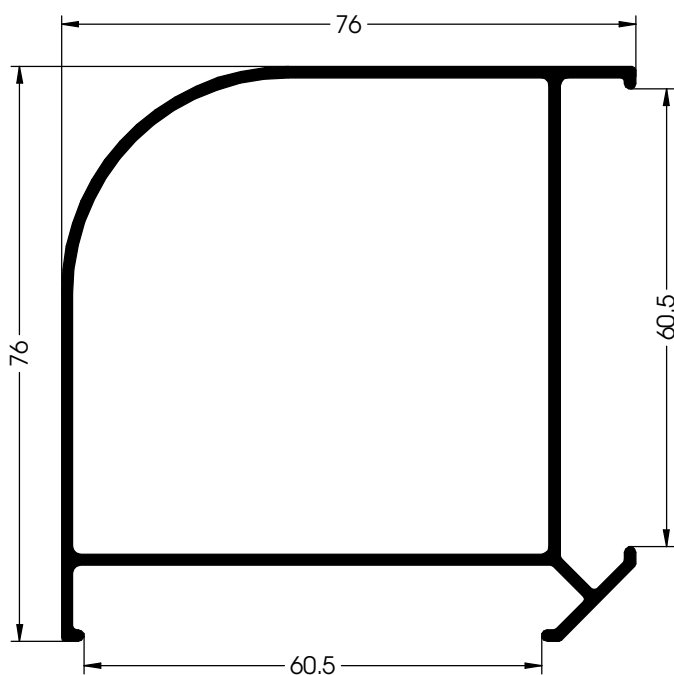
Ref. 6089  
ZOCALO RUEDAS CLIMALIT



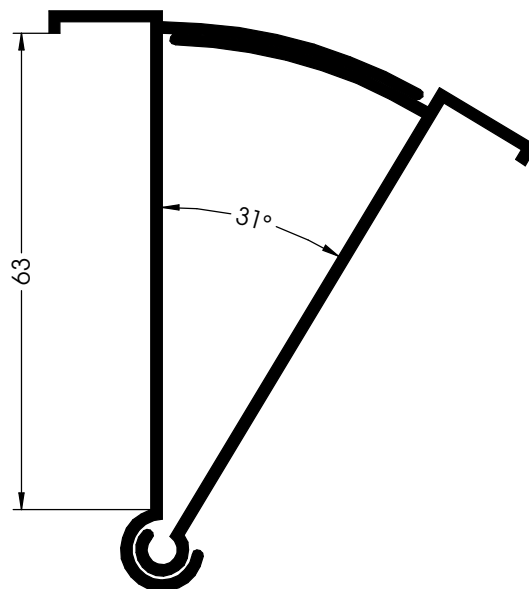
Ref. 6069  
ZOCALO RUEDAS MONOLITICO



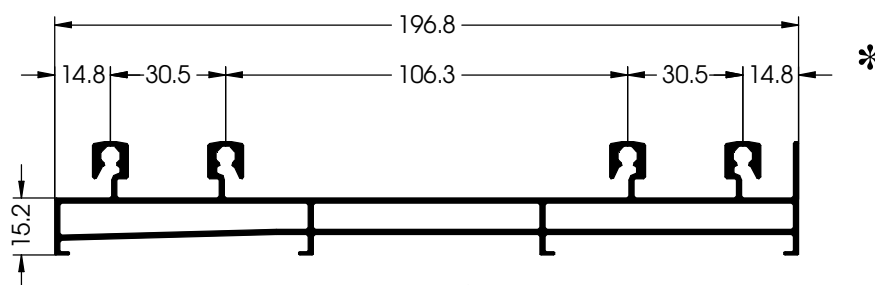
Ref. 6070  
ZOCALO RUEDAS CLIMALIT



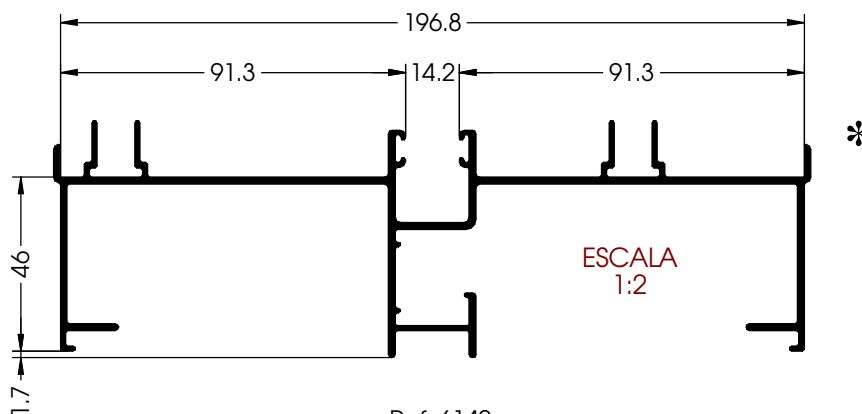
Ref. 3397  
ESQUINERO REDONDO



Ref. 3377  
ESQUINERO REGULABLE



Ref. 6143  
CERCO INFERIOR DOBLE




Ref. 6142  
CERCO LATERAL DOBLE CON GUÍA

## Accesorios

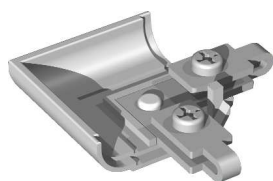
CONJUNTO PLASTICOS STAR 60 - 0553		
REF	DESCRIPCIÓN	UNDS.
0694	CORTAVIENTO SUPERIOR STAR 60/73	1
0695	CORTAVIENTOS INFERIOR STAR 60	1
0696	JUNTAS CERCO INFERIOR STAR 60	2
0747	TAPETA STAR 60	8
0693	REMATES EMBELLECEDORES STAR 60	1
0338	TORNILLOS ROCA CHAPA 5,5X22	8
0340	TORNILLOS ROCA CHAPA 5,5X38	8

CONJUNTO RUEDAS FIJAS STAR 60 - 0554-F		
REF	DESCRIPCIÓN	UNDS.
0691	CARCASA SUPERIOR FIJA STAR 60	4
0692	CARCASA INFERIOR RODAMIENTO FIJO STAR 60	4


CONJUNTO RUEDAS REGULABLES STAR 60 - 0554-R		
REF	DESCRIPCIÓN	UNDS.
0754	CARCASA SUPERIOR REGULABLE STAR 60	4
0755	CARCASA INFERIOR REGULABLE RODAMIENTO STAR 60	4




Ref.-0111  
Cierre pulsador con cerradura



Ref.- 0233  
Nudo solape 6085



Ref.- 0281  
Embellecedor junquillo serie Euro




Ref.- 0466  
Goma cuña pequeña 100 mtr.




Ref.- 0400  
Felpudo 7x6 - 100 mtr.



Ref.- 0402  
Felpudo 7x7 Film - Seal 100 mtr.

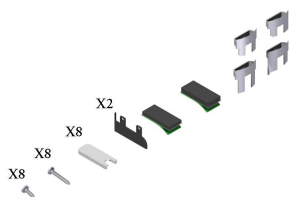


Ref.-0412  
Goma cuña grande 100 mtr.




Ref.- 0450  
Goma acristalar exterior 100 mtr.






Ref. - 0553  
Conjunto Plasticos Star 60



Ref. - 0554-F  
Conjunto de Ruedas Fijas Star 60



Ref. - 0554-R  
Conjunto de Ruedas Regulares Star 60




Ref. - 0690  
Cierre



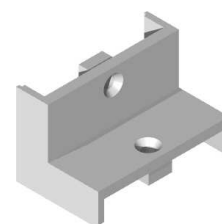
Ref. - 0663  
Asa Tirador




Ref. - 0697  
Rodamiento



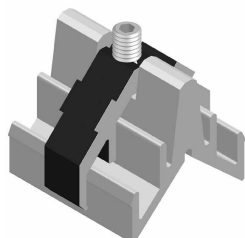
Ref. - 0698  
Escuadra solape




Ref. - 0699  
Escuadra Fijos



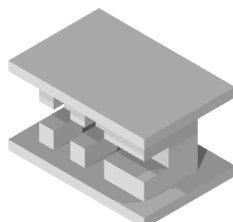
Ref. - 0149  
Escuadra tetón 37x15



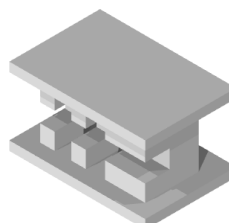
Ref. - 0132  
Escuadra tensor 37x15



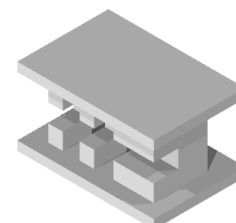
Ref. - 0708  
Grapa Junquillo Redondo (100 UND.)



Ref. - 1028  
Util Star 60



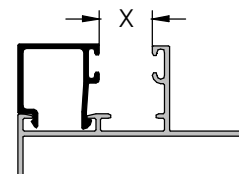
Ref. - 1051  
Util Compacto Star 60



Ref. - 1091  
Traquel Cierres Star 60-73

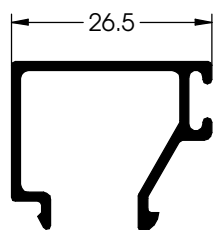
## Tabla de Acristalamientos

REF	1605	1720	1721*	1737	1688*	1731	1617	1633	1640*	1606	1696	1682*
6012	9	10,4	10,4	14	14	14,6	19	19,5	19,5	24,5	27	27
6060	9	10,4	10,4	14	14	14,6	19	19,5	19,5	24,5	27	27
6084	9	10,4	10,4	14	14	14,6	19	19,5	19,5	24,5	27	27

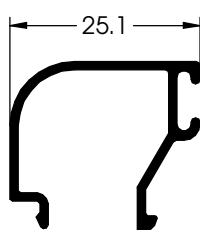


EL RESULTADO ES LA DISTANCIA ENTRE PERFIL Y JUNQUILLO (MILÍMETROS)

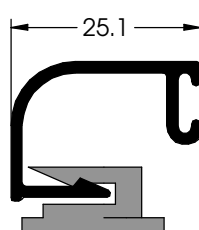
\* JUNQUILLO CON GRAPA REF.0708



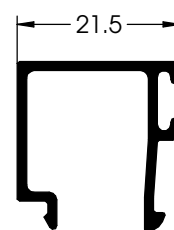
Ref. 1605  
JUNQUILLO



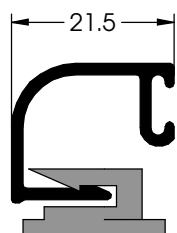
Ref. 1720  
JUNQUILLO



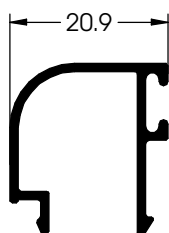
Ref. 1721  
JUNQUILLO



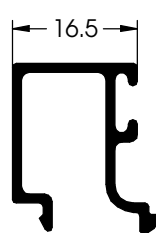
Ref. 1737  
JUNQUILLO



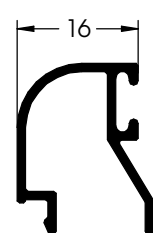
Ref. 1688  
JUNQUILLO



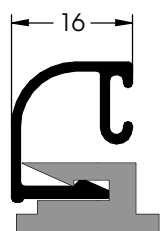
Ref. 1731  
JUNQUILLO



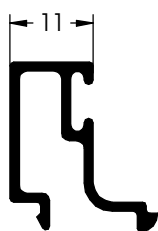
Ref. 1617  
JUNQUILLO



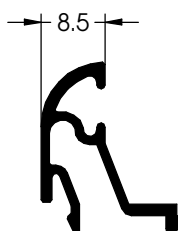
Ref. 1633  
JUNQUILLO



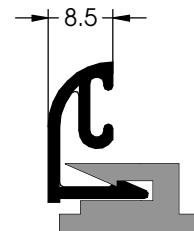
Ref. 1640  
JUNQUILLO



Ref. 1606  
JUNQUILLO

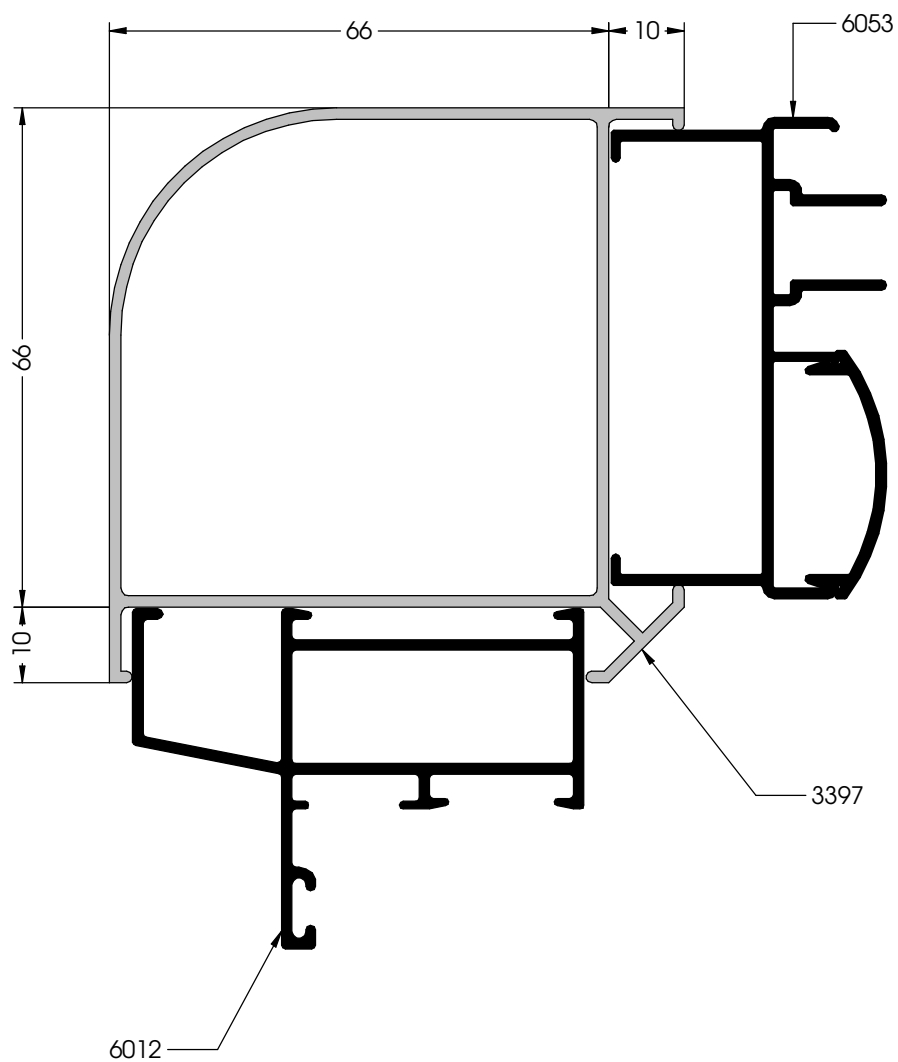


Ref. 1696  
JUNQUILLO

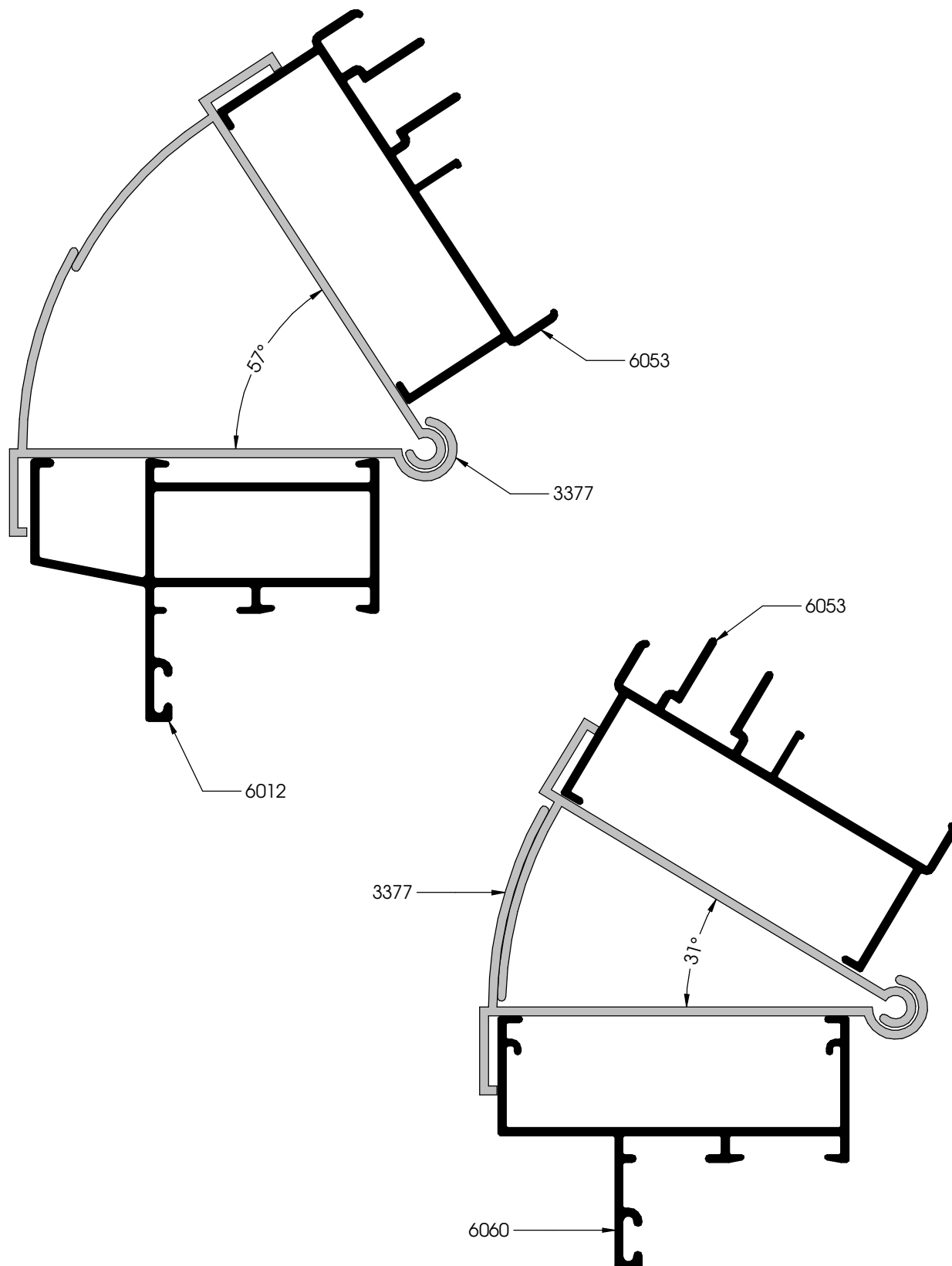


Ref. 1682  
JUNQUILLO

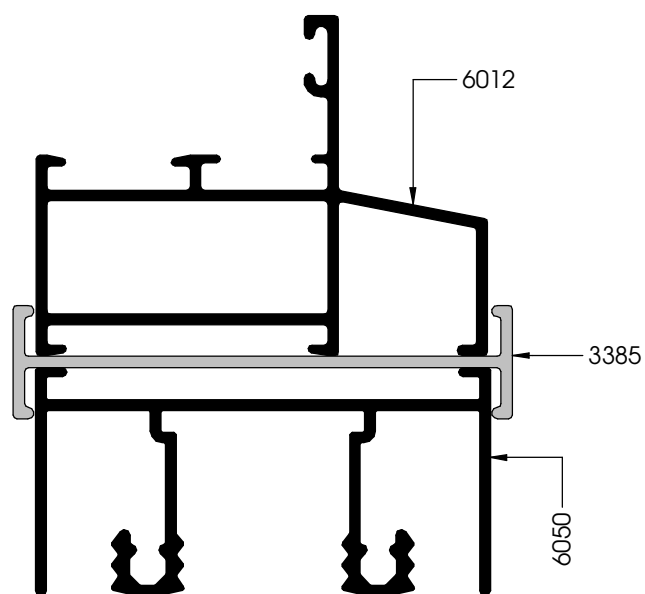
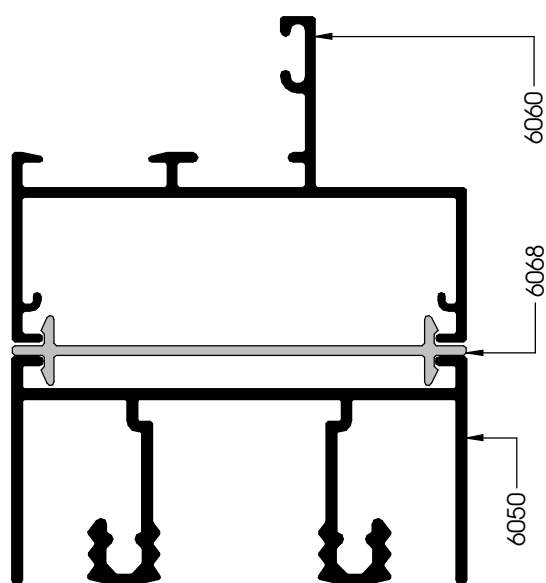
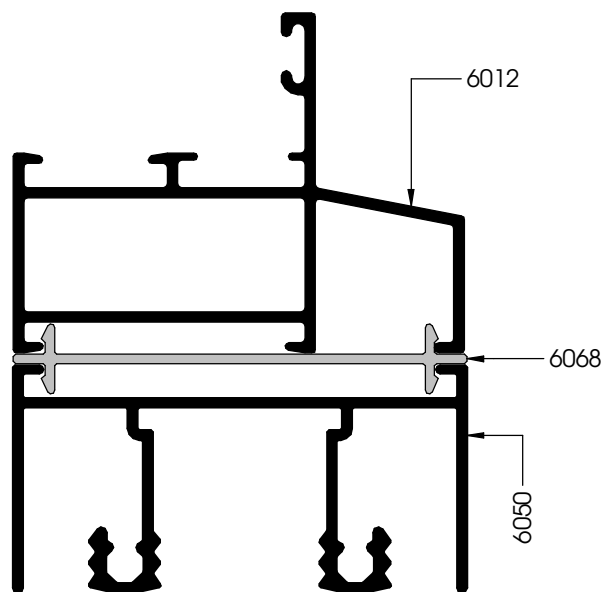
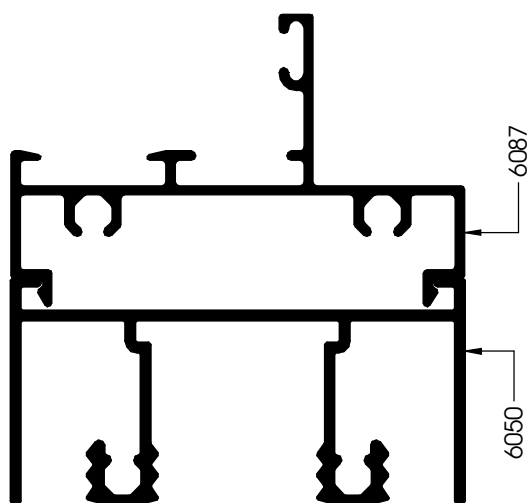
Esquinero Fijo



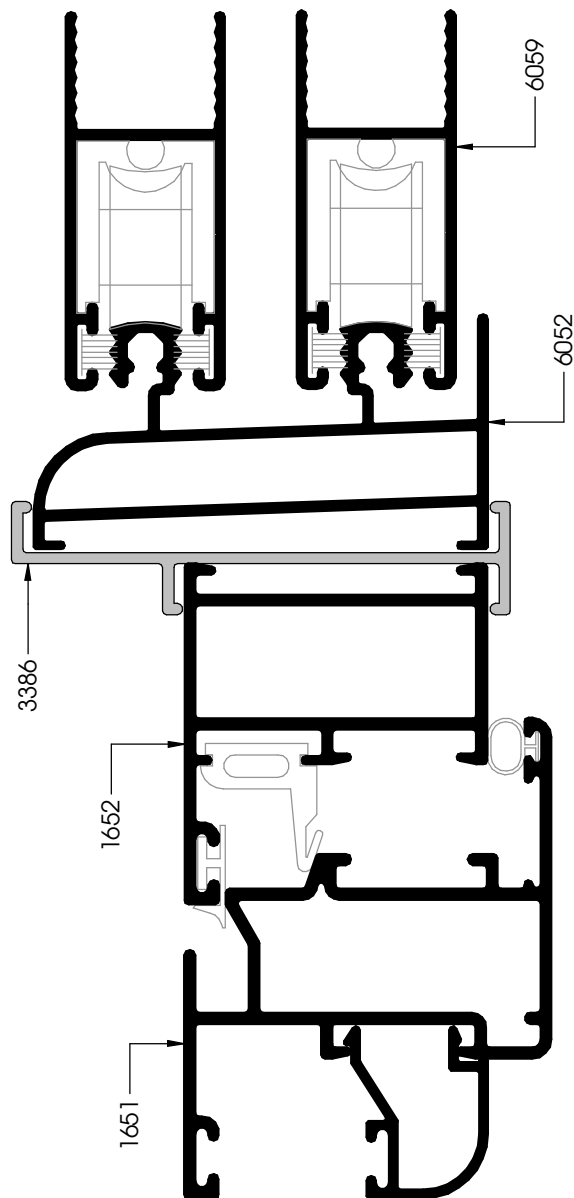
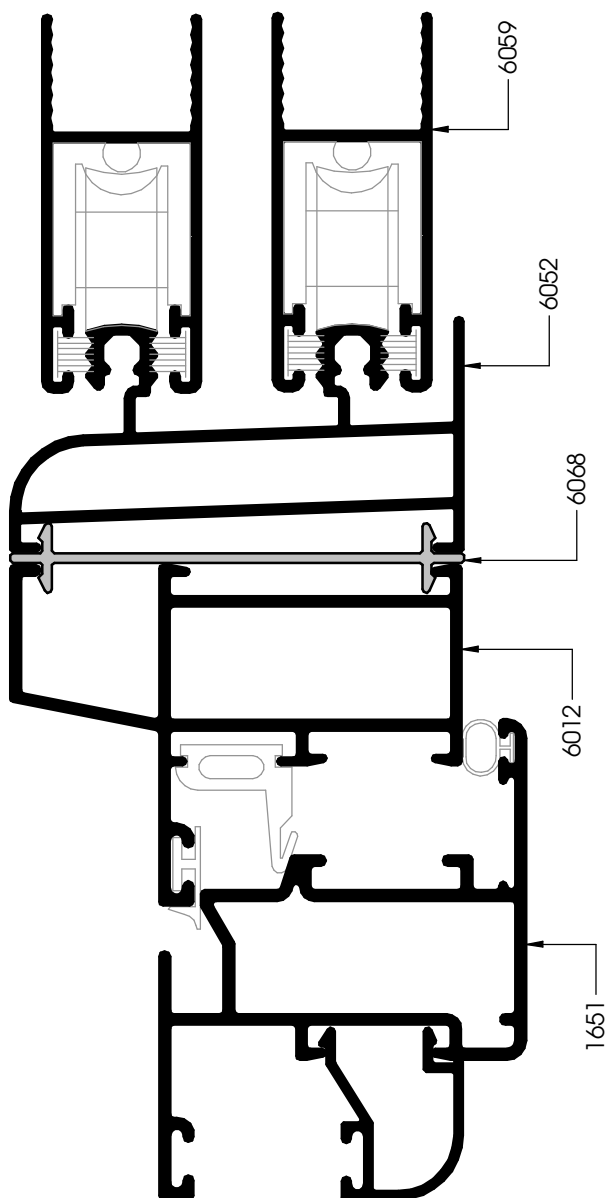
Esquinero Regulable



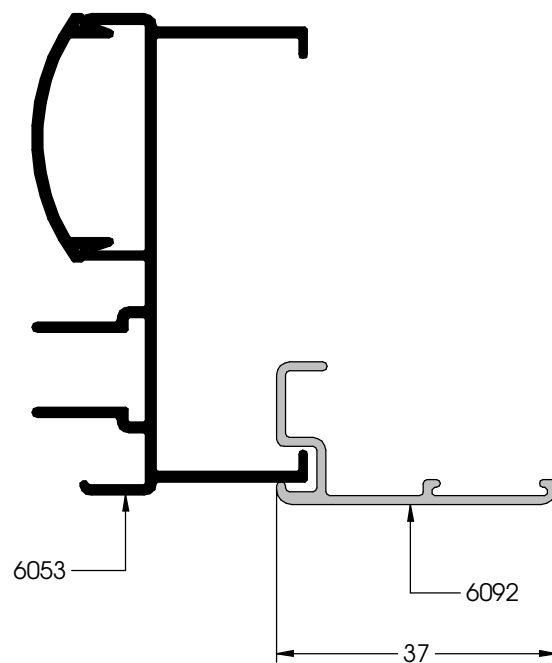
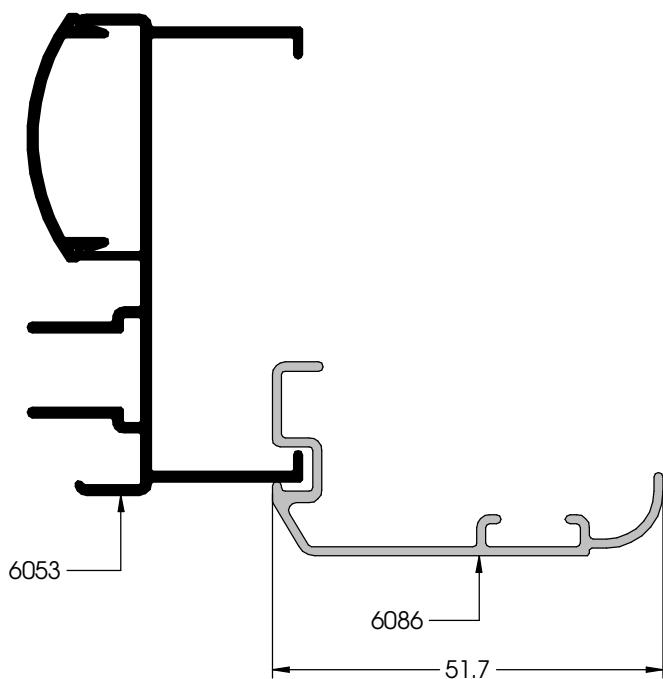
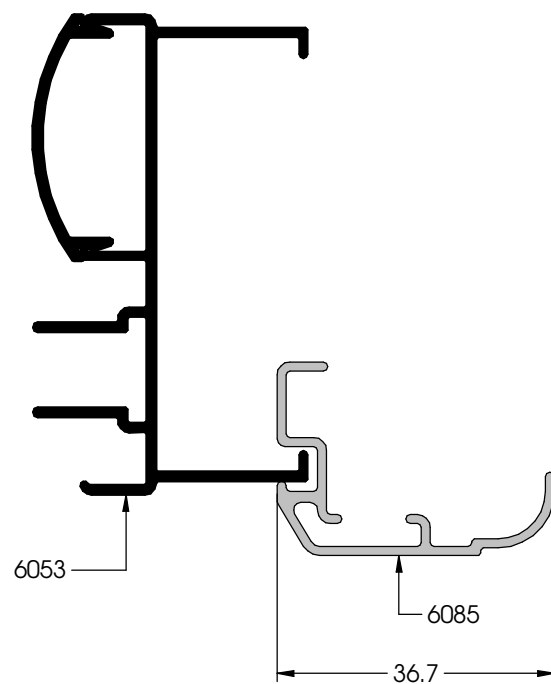
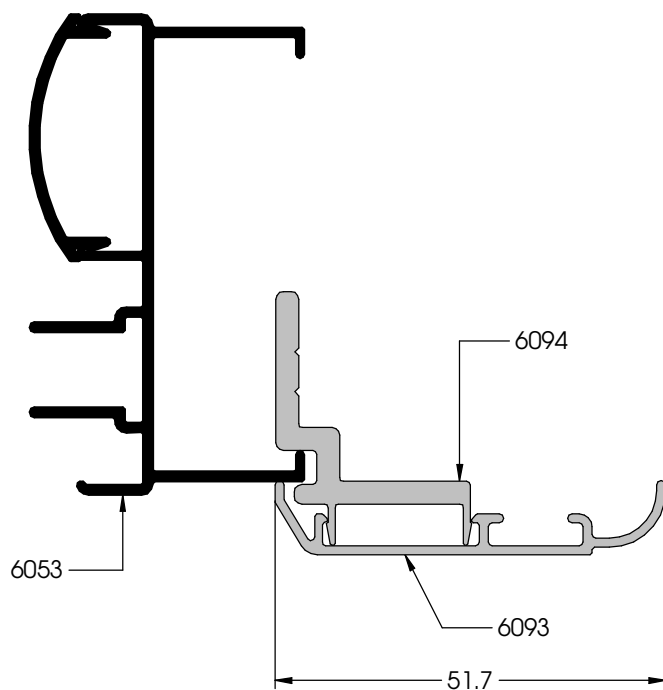
Unión de Cercos



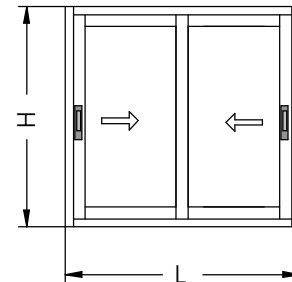
Unión de Cercos (EuroPractic 40mm)



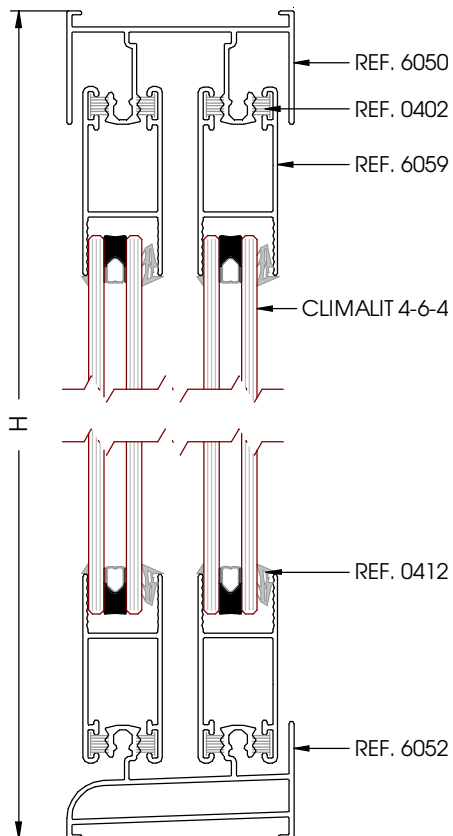
Solapes



## Ventana de 2 Hojas



### SECCIÓN VERTICAL



### Desglose:

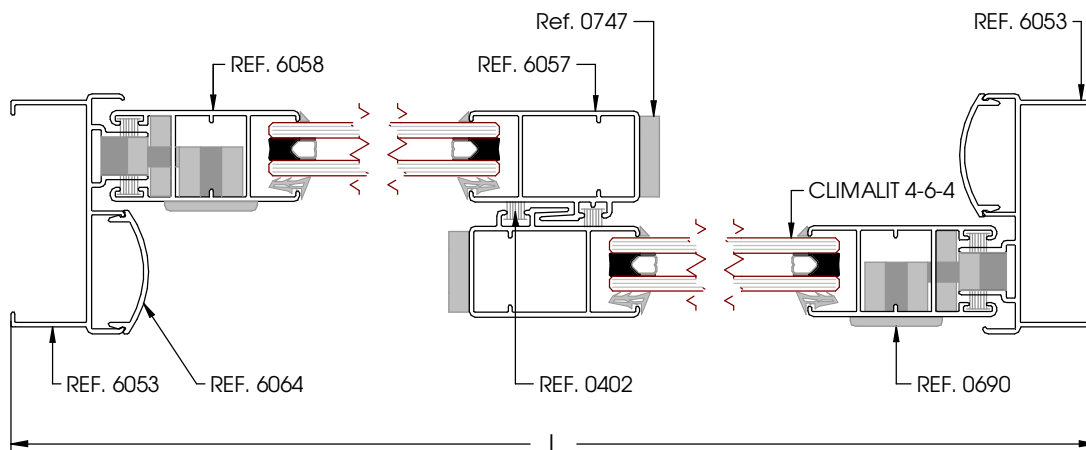
REF.	DESCRIPCION	UND.	H/V	CORTE	CORTE mm
6052	CERCO INFERIOR	1	H	90°	L-43
6050	CERCO SUPERIOR	1	H	90°	L-43
6053	CERCO LATERAL	2	V	90°	H
6064	TAPETA CERCO LATERAL	2	V	90°	H-76
6059	HOJA DE RUEDAS	4	H	90°	(L-120)/2 <sup>*1</sup> (L-86)/2 <sup>*2</sup>
6058	HOJA LATERAL	2	V	90°	H-42
6057	HOJA CENTRAL	2	V	90°	H-42
0402	FELPUDO FILM-SEAL 7x7mm	8	H	90°	(L-120)/2 <sup>*1</sup> (L-86)/2 <sup>*2</sup>
0402	FELPUDO FILM-SEAL 7x7mm	6	V	90°	H-42
0690	CIERRE	2			
0553	CONJUNTO PLÁSTICOS	1			
0554-F	CONJUNTO RUEDAS FIJAS	1	ELEGIR UNA DE LAS DOS OPCIONES		
0554-R	CONJUNTO RUEDAS REGULABLE				

#### Notas:

- \*1 Carcasa de Ruedas Fija
  - \*2 Carcasa de Ruedas Regulable
- Descuentos válidos para hoja de ruedas con y sin gusanillo.

Las medidas de este cuadro son orientativas.

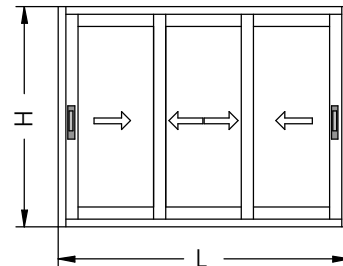
El Grupo Ayuso no se hace responsable de posibles errores que se produzcan al utilizar estas medidas.



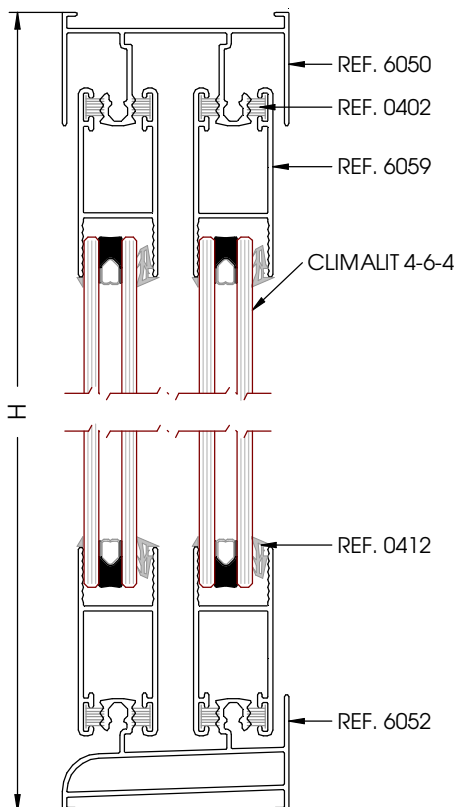
### SECCIÓN HORIZONTAL



## Ventana de 3 Hojas



### SECCIÓN VERTICAL



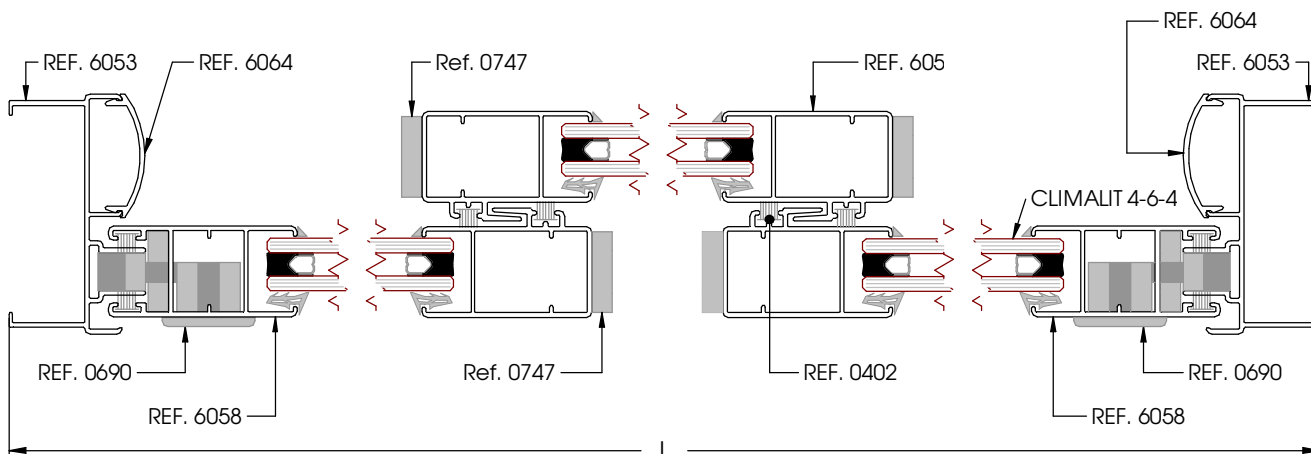
### Desglose:

REF.	DESCRIPCION	UND.	H/V	CORTE	CORTE mm
6052	CERCO INFERIOR	1	H	90°	L-43
6050	CERCO SUPERIOR	1	H	90°	L-43
6053	CERCO LATERAL	2	V	90°	H
6064	TAPETA CERCO LATERAL	2	V	90°	H-76
6059	HOJA DE RUEDAS	6	H	90°	(L-114)/3 <sup>1</sup> (L-64)/3 <sup>2</sup>
6058	HOJA LATERAL	2	V	90°	H-42
6057	HOJA CENTRAL	4	V	90°	H-42
0402	FELPUDO FILM-SEAL 7x7mm	16	H	90°	(L-114)/3 <sup>1</sup> (L-64)/3 <sup>2</sup>
0402	FELPUDO FILM-SEAL 7x7mm	8	V	90°	H-42
0690	CIERRE	2			
0553	CONJUNTO PLÁSTICOS	2			
0554-F	CONJUNTO RUEDAS FIJAS	2	ELEGIR UNA DE LAS DOS OPCIONES		
0554-R	CONJUNTO RUEDAS REGULABLE				

#### Notas:

- <sup>1</sup> Carcasa de Ruedas Fija
  - <sup>2</sup> Carcasa de Ruedas Regulable
- Descuentos válidos para hoja de ruedas con y sin gusanillo.

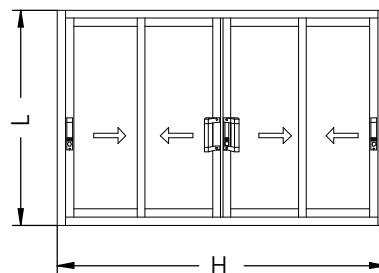
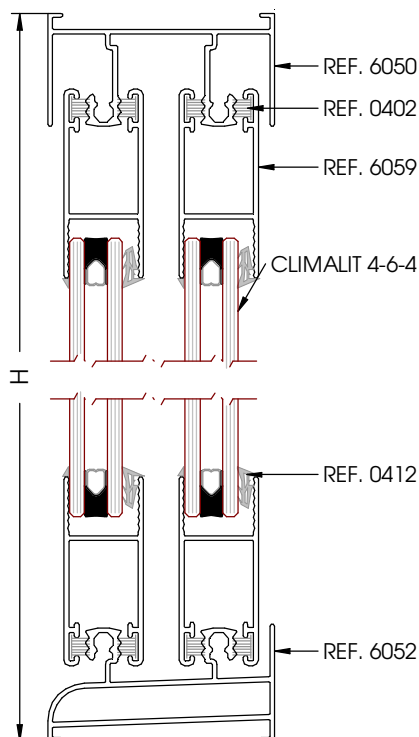
Las medidas de este cuadro son orientativas.  
El Grupo Ayuso no se hace responsable de posibles errores que se produzcan al utilizar estas medidas.



### SECCIÓN HORIZONTAL

## Ventana de 4 Hojas

### SECCIÓN VERTICAL



### Desglose:

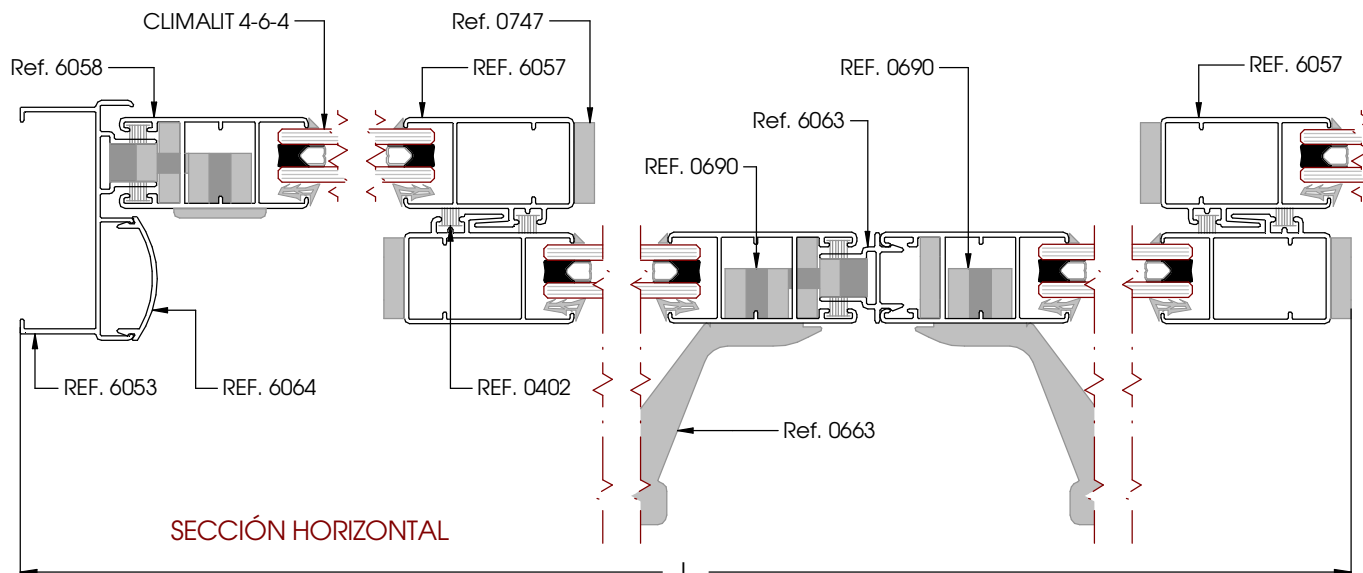
6053	CERCO LATERAL	2	V	90°	H
6064	TAPETA CERCO LATERAL	2	V	90°	H-76
6059	HOJA DE RUEDAS	8	H	90°	(L-196)/4 <sup>*1</sup> (L-124)/4 <sup>*2</sup>
6058	HOJA LATERAL	4	V	90°	H-42
6057	HOJA CENTRAL	4	V	90°	H-42
6063	COMPLEMENTO 4 HOJAS	1	V	90°	H-42
0402	FELPUDO FILM-SEAL 7x7mm	16	H	90°	(L-196)/4 <sup>*1</sup>
0402	FELPUDO FILM-SEAL 7x7mm	10	V	90°	H-42
0690	CIERRE	4			
0663	ASA TIRADOR	2			OPCIONAL
0553	CONJUNTO PLÁSTICOS	2			
0554-F	CONJUNTO RUEDAS FIJAS	2	ELEGIR UNA DE LAS DOS OPCIONES		
0554-R	CONJUNTO RUEDAS REGULABLE				

#### Notas:

- \*1 Carcasa de Ruedas Fija
  - \*2 Carcasa de Ruedas Regulable
- Descuentos válidos para hoja de ruedas con y sin gusanillo.

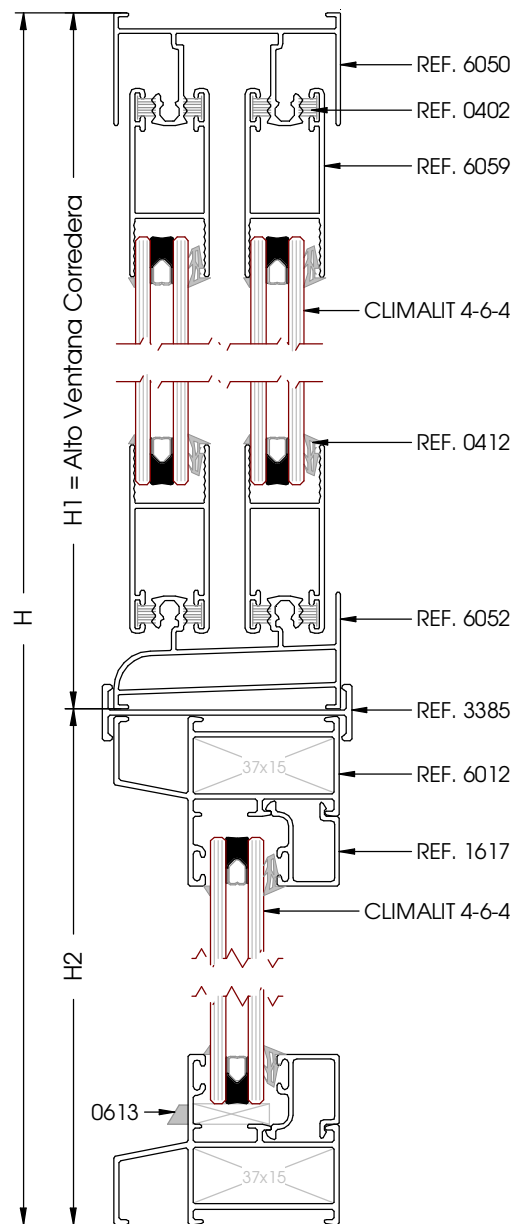
Las medidas de este cuadro son orientativas.

El Grupo Ayuso no se hace responsable de posibles errores que se produzcan al utilizar estas medidas.

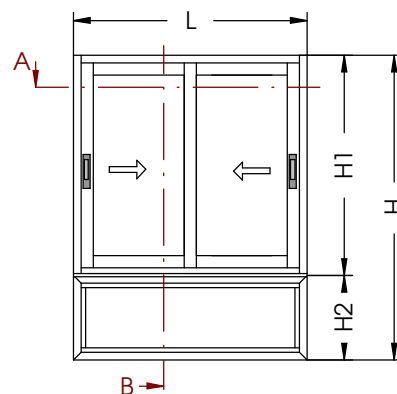


### SECCIÓN HORIZONTAL

## Ventana de 2 Hojas + Fijo inferior



SECCIÓN VERTICAL  
1:2



### Desglose:

REF.	DESCRIPCIÓN	UND.	H/V	CORTE	CORTE mm
6052	CERCO INFERIOR	1	H	90°	L-43
6050	CERCO SUPERIOR	1	H	90°	L-43
6053	CERCO LATERAL	2	V	90°	H1
3385	UNIÓN DE MARCOS	1	H	90°	L
6012	CERCO FIJO	2	H	45°	L
		2	V	45°	H2 - 2
1617	JUNQUILLO	2	H	90°	L-53
		2	V	90°	H2 - 92
6064	TAPETA CERCO LATERAL	2	V	90°	H1-76
6059	HOJA DE RUEDAS	4	H	90°	(L-120)/2 <sup>*1</sup> (L-86)/2 <sup>*2</sup>
6058	HOJA LATERAL	2	V	90°	H1-42
6057	HOJA CENTRAL	2	V	90°	H1-42
0402	FELPUDO FILM -SEAL 7x7mm	8	H	90°	(L-120)/2 <sup>*1</sup> (L-86)/2 <sup>*2</sup>
0402	FELPUDO FILM -SEAL 7x7mm	6	V	90°	H1-42
0690	CIERRE	2			
0553	CONJUNTO PLÁSTICOS	1			
0554-F	CONJUNTO RUEDAS FIJAS	1		ELEGIR UNA DE LAS DOS OPCIONES	
0554-R	CONJUNTO RUEDAS REGULABLE	1		ELEGIR UNA DE LAS DOS OPCIONES	
0132	ESCUADRA TENSOR 37x15	4		ELEGIR UNA DE LAS DOS OPCIONES	
0149	ESCUADRA TETÓN 37x15	4		ELEGIR UNA DE LAS DOS OPCIONES	
0613	TAPA SALIDAS DE AGUA	x		Depende del Ancho	
0412	GOMA ACISTALAR	x		Opcional	

#### Notas:

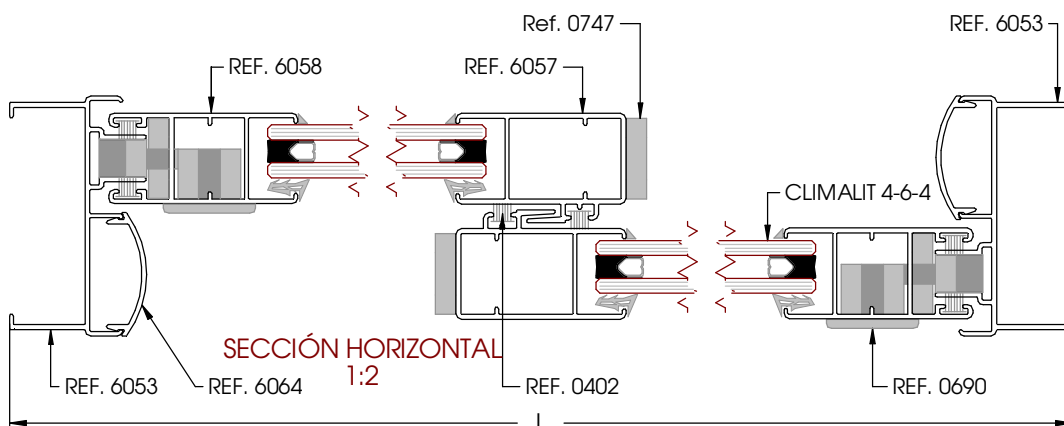
<sup>\*1</sup> Carcasa de Ruedas Fija

<sup>\*2</sup> Carcasa de Ruedas Regulable

Descuentos válidos para hoja de ruedas con y sin gusanillo.






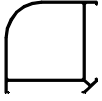
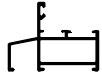
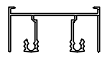
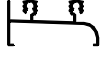
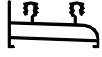
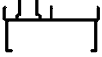



Las medidas de este cuadro son orientativas.













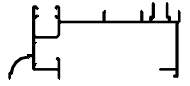
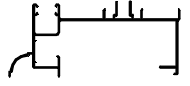
El Grupo Ayuso no se hace responsable de posibles errores que se produzcan al utilizar estas medidas.



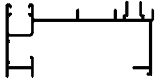


SECCIÓN HORIZONTAL  
1:2

## Momentos de Inercia

	REF.	DESCRIPCIÓN	MOMENTOS INERCIA cm <sup>4</sup>	
			I <sub>x</sub>	I <sub>y</sub>
	3305	RECERCADO	2,17	6,2
	3377	ESQUINERO REGULABLE	14,85	2,25
	3378	ESQUINERO REGULABLE	10,83	3,72
	3385	UNION MARCOS LATERALES	0,11	8,42
	3386	UNION CERCO LATERAL CON PRACTICABLE	0,11	7,34
	3397	ESQUINERO REDONDO	32,58	32,58
	6012	CERCO FIJO	3,68	9,99
	6050	CERCO SUPERIOR	2,53	11,4
	6051	CERCO INFERIOR	1,35	8,78
	6052	CERCO INFERIOR TUBULAR	2,29	10,91
	6053	CERCO LATERAL	1,35	10,32
	6054	HOJA CENTRAL MONOLITICO	2,29	3,99
	6055	HOJA LATERAL	2,04	4,34
	6056	HOJA DE RUEDAS MONOLITICO	1,49	4,18

	REF.	DESCRIPCIÓN	MOMENTOS INERCIA cm <sup>4</sup>	
			I <sub>x</sub>	I <sub>y</sub>
	6057	HOJA CENTRAL CLIMALIT	2,25	3,5
	6058	HOJA LATERAL CLIMALIT	2	3,81
	6059	HOJA DE RUEDAS CLIMALIT	1,42	3,52
	6060	CERCO FIJO	1,92	8,41
	6061	PARTELUNAS MONOLITICO	1,5	4,51
	6062	PARTELUNAS CLIMALIT	1,35	3,24
	6063	COMPLEMENTO 4 HOJAS	0,26	0,38
	6064	EMBELLECEDOR CERCO LATERAL	0,05	0,71
	6068	UNION CERCOS	0,02	3,55
	6069	ZOCALO RUEDAS MONOLITICO	3,64	58
	6070	ZOCALO RUEDAS CLIMALIT	3,5	51,19
	6072	CERCO LATERAL	1,81	10,33
	6081	CERCO LATERAL IZQUIERDO MONOBLOCK	17,32	127,17
	6082	CERCO LATERAL DERECHO MONOBLOCK	17,32	116,62

	REF.	DESCRIPCIÓN	MOMENTOS INERCIA cm <sup>4</sup>	
			I <sub>x</sub>	I <sub>y</sub>
	6087	CERCO FIJO	1,42	8,41
	6129	CERCO LATERAL IZQUIERDO MONOBLOCK	15,47	98,75
	6130	CERCO LATERAL DERECHO MONOBLOCK	15,47	107,85